


End Taped PCB Terminals



Specially designed for use with automatic radial insertion systems.

Zierick's continuous format, end taped PCB terminals are specially designed for use with automatic radial insertion systems, eliminating the need for specialized terminal insertion equipment. They are interchangeable with other terminal insertion designs and may be used with Panasonic, Universal, or other automatic radial insertion systems.

The end taped PCB terminals are offered in a variety of styles including test points, quick disconnects, fuse clips, grounding lugs, board terminals, and lead receivers. Quick disconnects are available with Zierick's patented Stable-Lok™ mounting design, which doubles terminal strength against fracture and minimizes the likelihood of mounting leg breakage. In addition, Zierick can design custom terminals to meet special requirements.

Featuring:

- Quick Disconnects: Standard and Stable-Lok™
- Test Points
- Fuse Clips
- Lugs
- Terminals
- One Touch Connectors

Quick Disconnects — 0.110" (2.8mm) & 0.187" (4.75mm)

0.110" (2.8mm)	0.187" (4.75mm)	0.187" (4.75mm)																																																
<table border="1" style="width: 100%; border-collapse: collapse;"> <tr><td>Part Number</td><td>22053-21</td></tr> <tr><td>Legs</td><td>2</td></tr> <tr><td>W</td><td>.157"(4.0mm)</td></tr> <tr><td>H</td><td>.335"(8.5mm)</td></tr> <tr><td>T</td><td>.020"(0.5mm)</td></tr> <tr><td>P</td><td>.100"(2.5mm)</td></tr> <tr><td>Material</td><td>Brass</td></tr> <tr><td>Finish</td><td>Tin</td></tr> </table>	Part Number	22053-21	Legs	2	W	.157"(4.0mm)	H	.335"(8.5mm)	T	.020"(0.5mm)	P	.100"(2.5mm)	Material	Brass	Finish	Tin	<table border="1" style="width: 100%; border-collapse: collapse;"> <tr><td>Part Number</td><td>42098-21</td></tr> <tr><td>Legs</td><td>3</td></tr> <tr><td>W</td><td>.283"(7.2mm)</td></tr> <tr><td>H</td><td>.354"(9.0mm)</td></tr> <tr><td>T</td><td>.020"(0.5mm)</td></tr> <tr><td>P</td><td>.100"(2.5mm)</td></tr> <tr><td>Material</td><td>Brass</td></tr> <tr><td>Finish</td><td>Tin</td></tr> </table>	Part Number	42098-21	Legs	3	W	.283"(7.2mm)	H	.354"(9.0mm)	T	.020"(0.5mm)	P	.100"(2.5mm)	Material	Brass	Finish	Tin	<table border="1" style="width: 100%; border-collapse: collapse;"> <tr><td>Part Number</td><td>42100-21</td></tr> <tr><td>Legs</td><td>3</td></tr> <tr><td>W</td><td>.283"(7.2mm)</td></tr> <tr><td>H</td><td>.354"(9.0mm)</td></tr> <tr><td>T</td><td>.020"(0.5mm)</td></tr> <tr><td>P</td><td>.100"(2.5mm)</td></tr> <tr><td>Material</td><td>Brass</td></tr> <tr><td>Finish</td><td>Tin</td></tr> </table>	Part Number	42100-21	Legs	3	W	.283"(7.2mm)	H	.354"(9.0mm)	T	.020"(0.5mm)	P	.100"(2.5mm)	Material	Brass	Finish	Tin
Part Number	22053-21																																																	
Legs	2																																																	
W	.157"(4.0mm)																																																	
H	.335"(8.5mm)																																																	
T	.020"(0.5mm)																																																	
P	.100"(2.5mm)																																																	
Material	Brass																																																	
Finish	Tin																																																	
Part Number	42098-21																																																	
Legs	3																																																	
W	.283"(7.2mm)																																																	
H	.354"(9.0mm)																																																	
T	.020"(0.5mm)																																																	
P	.100"(2.5mm)																																																	
Material	Brass																																																	
Finish	Tin																																																	
Part Number	42100-21																																																	
Legs	3																																																	
W	.283"(7.2mm)																																																	
H	.354"(9.0mm)																																																	
T	.020"(0.5mm)																																																	
P	.100"(2.5mm)																																																	
Material	Brass																																																	
Finish	Tin																																																	
<p>Product Specifications</p> <p>Consult factory for board layout information.</p> <ul style="list-style-type: none"> • Rated Current: 12A MAX 6A MAX (P/N 22053-21 only) • PCB Thickness: 1.6 ± 0.1mm - 0.062" ± 0.004" 																																																		

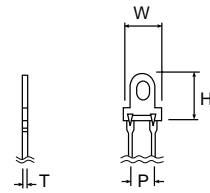
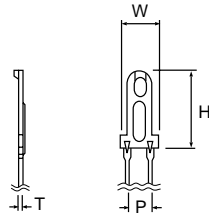
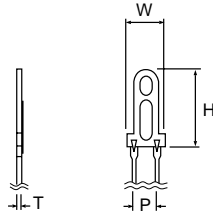
Quick Disconnects — 0.250" (6.35mm)

0.250" (6.35mm)	0.250" (6.35mm)	0.250" (6.35mm)	0.250" (6.35mm)																																																																
<table border="1" style="width: 100%; border-collapse: collapse;"> <tr><td>Part Number</td><td>82216-31</td></tr> <tr><td>Legs</td><td>2</td></tr> <tr><td>W</td><td>.295"(7.5mm)</td></tr> <tr><td>H</td><td>.411"(10.45mm)</td></tr> <tr><td>T</td><td>.031"(0.8mm)</td></tr> <tr><td>P</td><td>.200"(5.0mm)</td></tr> <tr><td>Material</td><td>Brass</td></tr> <tr><td>Finish</td><td>Pre-Tin</td></tr> </table>	Part Number	82216-31	Legs	2	W	.295"(7.5mm)	H	.411"(10.45mm)	T	.031"(0.8mm)	P	.200"(5.0mm)	Material	Brass	Finish	Pre-Tin	<table border="1" style="width: 100%; border-collapse: collapse;"> <tr><td>Part Number</td><td>82217-31</td></tr> <tr><td>Legs</td><td>2</td></tr> <tr><td>W</td><td>.295"(7.5mm)</td></tr> <tr><td>H</td><td>.411"(10.45mm)</td></tr> <tr><td>T</td><td>.031"(0.8mm)</td></tr> <tr><td>P</td><td>.200"(5.0mm)</td></tr> <tr><td>Material</td><td>Brass</td></tr> <tr><td>Finish</td><td>Pre-Tin</td></tr> </table>	Part Number	82217-31	Legs	2	W	.295"(7.5mm)	H	.411"(10.45mm)	T	.031"(0.8mm)	P	.200"(5.0mm)	Material	Brass	Finish	Pre-Tin	<table border="1" style="width: 100%; border-collapse: collapse;"> <tr><td>Part Number</td><td>82223-22</td></tr> <tr><td>Legs</td><td>3</td></tr> <tr><td>W</td><td>.291"(7.4mm)</td></tr> <tr><td>H</td><td>.431"(10.95mm)</td></tr> <tr><td>T</td><td>.031"(0.8mm)</td></tr> <tr><td>P</td><td>.100"(2.5mm)</td></tr> <tr><td>Material</td><td>Brass</td></tr> <tr><td>Finish</td><td>Tin</td></tr> </table>	Part Number	82223-22	Legs	3	W	.291"(7.4mm)	H	.431"(10.95mm)	T	.031"(0.8mm)	P	.100"(2.5mm)	Material	Brass	Finish	Tin	<table border="1" style="width: 100%; border-collapse: collapse;"> <tr><td>Part Number</td><td>82224-31</td></tr> <tr><td>Legs</td><td>2</td></tr> <tr><td>W</td><td>.295"(7.5mm)</td></tr> <tr><td>H</td><td>.451"(11.45mm)</td></tr> <tr><td>T</td><td>.031"(0.8mm)</td></tr> <tr><td>P</td><td>.200"(5.0mm)</td></tr> <tr><td>Material</td><td>Brass</td></tr> <tr><td>Finish</td><td>Pre-Tin</td></tr> </table>	Part Number	82224-31	Legs	2	W	.295"(7.5mm)	H	.451"(11.45mm)	T	.031"(0.8mm)	P	.200"(5.0mm)	Material	Brass	Finish	Pre-Tin
Part Number	82216-31																																																																		
Legs	2																																																																		
W	.295"(7.5mm)																																																																		
H	.411"(10.45mm)																																																																		
T	.031"(0.8mm)																																																																		
P	.200"(5.0mm)																																																																		
Material	Brass																																																																		
Finish	Pre-Tin																																																																		
Part Number	82217-31																																																																		
Legs	2																																																																		
W	.295"(7.5mm)																																																																		
H	.411"(10.45mm)																																																																		
T	.031"(0.8mm)																																																																		
P	.200"(5.0mm)																																																																		
Material	Brass																																																																		
Finish	Pre-Tin																																																																		
Part Number	82223-22																																																																		
Legs	3																																																																		
W	.291"(7.4mm)																																																																		
H	.431"(10.95mm)																																																																		
T	.031"(0.8mm)																																																																		
P	.100"(2.5mm)																																																																		
Material	Brass																																																																		
Finish	Tin																																																																		
Part Number	82224-31																																																																		
Legs	2																																																																		
W	.295"(7.5mm)																																																																		
H	.451"(11.45mm)																																																																		
T	.031"(0.8mm)																																																																		
P	.200"(5.0mm)																																																																		
Material	Brass																																																																		
Finish	Pre-Tin																																																																		
<p>Product Specifications</p> <p>Consult factory for board layout information.</p> <ul style="list-style-type: none"> • Rated Current: 20A MAX • PCB Thickness: 1.6 ± 0.1mm - 0.062" ± 0.004" 																																																																			

Stable-Lok™ Quick Disconnects — 0.187" (4.75mm) & 0.250" (6.35mm)

0.187" (4.75mm)	0.187" (4.75mm)	0.187" (4.75mm)	0.250" (6.35mm)																																																																
<table border="1" style="width: 100%; border-collapse: collapse;"> <tr><td>Part Number</td><td>42097-21</td></tr> <tr><td>Legs</td><td>3</td></tr> <tr><td>W</td><td>.252"(6.4mm)</td></tr> <tr><td>H</td><td>.354"(9.0mm)</td></tr> <tr><td>T</td><td>.020"(0.5mm)</td></tr> <tr><td>P</td><td>.100"(2.5mm)</td></tr> <tr><td>Material</td><td>Brass</td></tr> <tr><td>Finish</td><td>Tin</td></tr> </table>	Part Number	42097-21	Legs	3	W	.252"(6.4mm)	H	.354"(9.0mm)	T	.020"(0.5mm)	P	.100"(2.5mm)	Material	Brass	Finish	Tin	<table border="1" style="width: 100%; border-collapse: collapse;"> <tr><td>Part Number</td><td>42122-21</td></tr> <tr><td>Legs</td><td>3</td></tr> <tr><td>W</td><td>.252"(6.4mm)</td></tr> <tr><td>H</td><td>.649"(16.5mm)</td></tr> <tr><td>T</td><td>.020"(0.5mm)</td></tr> <tr><td>P</td><td>.100"(2.5mm)</td></tr> <tr><td>Material</td><td>Brass</td></tr> <tr><td>Finish</td><td>Tin</td></tr> </table>	Part Number	42122-21	Legs	3	W	.252"(6.4mm)	H	.649"(16.5mm)	T	.020"(0.5mm)	P	.100"(2.5mm)	Material	Brass	Finish	Tin	<table border="1" style="width: 100%; border-collapse: collapse;"> <tr><td>Part Number</td><td>42099-21</td></tr> <tr><td>Legs</td><td>2</td></tr> <tr><td>W</td><td>.252"(6.4mm)</td></tr> <tr><td>H</td><td>.354"(9.0mm)</td></tr> <tr><td>T</td><td>.020"(0.5mm)</td></tr> <tr><td>P</td><td>.200"(5.0mm)</td></tr> <tr><td>Material</td><td>Brass</td></tr> <tr><td>Finish</td><td>Tin</td></tr> </table>	Part Number	42099-21	Legs	2	W	.252"(6.4mm)	H	.354"(9.0mm)	T	.020"(0.5mm)	P	.200"(5.0mm)	Material	Brass	Finish	Tin	<table border="1" style="width: 100%; border-collapse: collapse;"> <tr><td>Part Number</td><td>82236-21(dimple)</td></tr> <tr><td>Legs</td><td>2</td></tr> <tr><td>W</td><td>.315"(8.0mm)</td></tr> <tr><td>H</td><td>.392"(9.95mm)</td></tr> <tr><td>T</td><td>.032"(0.8mm)</td></tr> <tr><td>P</td><td>.200"(5.0mm)</td></tr> <tr><td>Material</td><td>Brass</td></tr> <tr><td>Finish</td><td>Pre-Tin</td></tr> </table>	Part Number	82236-21(dimple)	Legs	2	W	.315"(8.0mm)	H	.392"(9.95mm)	T	.032"(0.8mm)	P	.200"(5.0mm)	Material	Brass	Finish	Pre-Tin
Part Number	42097-21																																																																		
Legs	3																																																																		
W	.252"(6.4mm)																																																																		
H	.354"(9.0mm)																																																																		
T	.020"(0.5mm)																																																																		
P	.100"(2.5mm)																																																																		
Material	Brass																																																																		
Finish	Tin																																																																		
Part Number	42122-21																																																																		
Legs	3																																																																		
W	.252"(6.4mm)																																																																		
H	.649"(16.5mm)																																																																		
T	.020"(0.5mm)																																																																		
P	.100"(2.5mm)																																																																		
Material	Brass																																																																		
Finish	Tin																																																																		
Part Number	42099-21																																																																		
Legs	2																																																																		
W	.252"(6.4mm)																																																																		
H	.354"(9.0mm)																																																																		
T	.020"(0.5mm)																																																																		
P	.200"(5.0mm)																																																																		
Material	Brass																																																																		
Finish	Tin																																																																		
Part Number	82236-21(dimple)																																																																		
Legs	2																																																																		
W	.315"(8.0mm)																																																																		
H	.392"(9.95mm)																																																																		
T	.032"(0.8mm)																																																																		
P	.200"(5.0mm)																																																																		
Material	Brass																																																																		
Finish	Pre-Tin																																																																		
<table border="1" style="width: 100%; border-collapse: collapse;"> <tr><td>Part Number</td><td>82237-21</td></tr> <tr><td>Legs</td><td>2</td></tr> <tr><td>W</td><td>.315"(8.0mm)</td></tr> <tr><td>H</td><td>.392"(9.95mm)</td></tr> <tr><td>T</td><td>.032"(0.8mm)</td></tr> <tr><td>P</td><td>.200"(5.0mm)</td></tr> <tr><td>Material</td><td>Brass</td></tr> <tr><td>Finish</td><td>Pre-Tin</td></tr> </table>	Part Number	82237-21	Legs	2	W	.315"(8.0mm)	H	.392"(9.95mm)	T	.032"(0.8mm)	P	.200"(5.0mm)	Material	Brass	Finish	Pre-Tin																																																			
Part Number	82237-21																																																																		
Legs	2																																																																		
W	.315"(8.0mm)																																																																		
H	.392"(9.95mm)																																																																		
T	.032"(0.8mm)																																																																		
P	.200"(5.0mm)																																																																		
Material	Brass																																																																		
Finish	Pre-Tin																																																																		
<p>Product Specifications</p> <p>Consult factory for board layout information.</p> <ul style="list-style-type: none"> • Rated Current: 12A MAX for 0.187" (4.75mm) 20A MAX for 0.250" (6.35mm) • PCB Thickness: 1.6 ± 0.1mm - 0.062" ± 0.004" 																																																																			

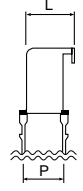
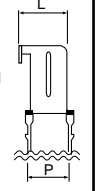
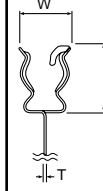
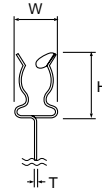
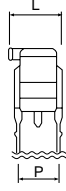
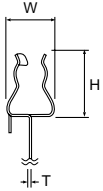
Test Points



Part Number 00292-41		Part Number 00292-90		Part Number 00293-21		Part Number 00293-41		Part Number 00325-21		Part Number 00325-41	
Legs	2	Legs	2	Legs	2	Legs	2	Legs	2	Legs	2
W	.157"(4.0mm)	W	.157"(4.0mm)	W	.157"(4.0mm)	W	.157"(4.0mm)	W	.157"(4.0mm)	W	.157"(4.0mm)
H	.335"(8.5mm)	H	.335"(8.5mm)	H	.335"(8.5mm)	H	.335"(8.5mm)	H	.197"(5.0mm)	H	.197"(5.0mm)
T	.020"(0.5mm)	T	.020"(0.5mm)	T	.020"(0.5mm)	T	.020"(0.5mm)	T	.016"(0.4mm)	T	.016"(0.4mm)
P	.100"(2.5mm)	P	.100"(2.5mm)	P	.100"(2.5mm)	P	.100"(2.5mm)	P	.100"(2.5mm)	P	.100"(2.5mm)
Material	Brass	Material	Brass	Material	Brass	Material	Brass	Material	Brass	Material	Brass
Finish	Tin/Lead	Finish	Gold Flash	Finish	Tin	Finish	Tin/Lead	Finish	Tin	Finish	Tin/Lead

Product Specifications • PCB Thickness: 1.6 ± 0.1mm - 0.062"± 0.004"
 Consult factory for board layout information.

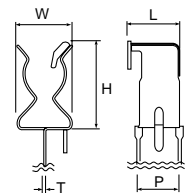
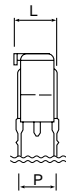
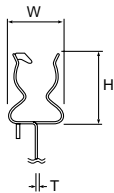
Fuse Clips — 0.205" (5.2mm)



Part Number 00331-51		Part Number 00337-31		Part Number 00337-51		Part Number 00351-31		Part Number 00351-51		Part Number 00368-42		Part Number 00373-51	
L	.266"(6.75mm)	L	.266"(6.75mm)	L	.266"(6.75mm)	L	.232"(5.9mm)	L	.232"(5.9mm)	L	.232"(5.9mm)	L	.232"(5.9mm)
W	.236"(6.0mm)	W	.236"(6.0mm)	W	.236"(6.0mm)	W	.209"(5.3mm)	W	.209"(5.3mm)	W	.256"(6.5mm)	W	.209"(5.3mm)
H	.315"(8.0mm)	H	.315"(8.0mm)	H	.315"(8.0mm)	H	.319"(8.1mm)	H	.319"(8.1mm)	H	.327"(8.3mm)	H	.319"(8.1mm)
T	.016"(0.4mm)	T	.016"(0.4mm)	T	.016"(0.4mm)	T	.012"(0.3mm)	T	.012"(0.3mm)	T	.012"(0.3mm)	T	.012"(0.3mm)
P	.200"(5.0mm)	P	.200"(5.0mm)	P	.200"(5.0mm)	P	.200"(5.0mm)	P	.200"(5.0mm)	P	.200"(5.0mm)	P	.200"(5.0mm)
Material	Phos/Bronze	Material	Copper Alloy	Material	Copper Alloy	Material	Copper Alloy	Material	Copper Alloy	Material	Copper Alloy	Material	Phos/Bronze
Finish	Pre-Tin/Lead	Finish	Pre-Tin	Finish	Pre-Tin/Lead	Finish	Pre-Tin	Finish	Pre-Tin/Lead	Finish	Tin/Lead	Finish	Pre-Tin/Lead

Product Specifications • Rated Current: 250V 7A (10A Fuse) (00331/00337) • PCB Thickness: 1.6 ± 0.1mm - 0.062"± 0.004"
 Consult factory for board layout information. 250V 5A (10A Fuse) (00351/00368/00373)

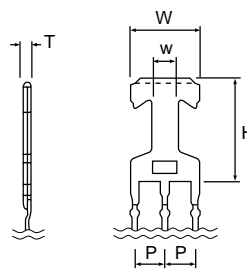
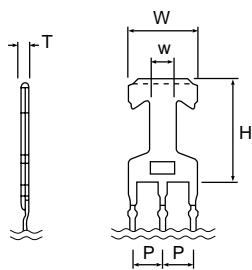
Fuse Clips — 0.250" (6.35mm)



Part Number 00335-31		Part Number 00335-51		Part Number 00350-31		Part Number 00350-51		Part Number 00366-42	
L	.276"(7.0mm)	L	.276"(7.0mm)	L	.276"(7.0mm)	L	.276"(7.0mm)	L	.252"(6.4mm)
W	.307"(7.8mm)	W	.307"(7.8mm)	W	.307"(7.8mm)	W	.307"(7.8mm)	W	.276"(7.0mm)
H	.406"(10.3mm)	H	.406"(10.3mm)	H	.406"(10.3mm)	H	.406"(10.3mm)	H	.433"(11.0mm)
T	.020"(0.5mm)	T	.020"(0.5mm)	T	.020"(0.5mm)	T	.020"(0.5mm)	T	.016"(0.4mm)
P	.200"(5.0mm)	P	.200"(5.0mm)	P	.200"(5.0mm)	P	.200"(5.0mm)	P	.200"(5.0mm)
Material	Phos/Bronze	Material	Copper Alloy	Material	Copper Alloy	Material	Copper Alloy	Material	Copper Alloy
Finish	Pre-Tin/Lead	Finish	Pre-Tin	Finish	Pre-Tin/Lead	Finish	Pre-Tin	Finish	Pre-Tin/Lead

Product Specifications • Rated Current: 250V 14A (20A Fuse) (00335/00350) • PCB Thickness: 1.6 ± 0.1mm - 0.062"± 0.004"
 Consult factory for board layout information. 250V 14A (20A Fuse) (00366)

Lugs



Part Number	00320-41
L	.220"(5.6mm)
W	.079"(2mm)
H	.335"(8.5mm)
T	.031"(0.8mm)
P	.100"(2.5mm)
Material	Brass
Finish	Tin/Lead

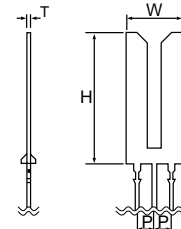
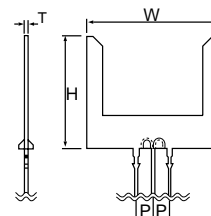
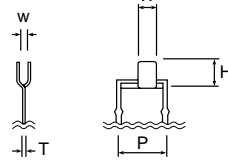
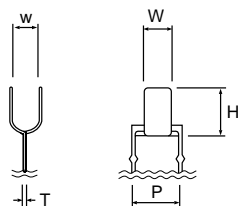
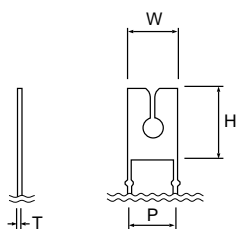
Part Number	0379-41
L	.252"(6.4mm)
W	.157"(4.0mm)
H	.276"(7.0mm)
T	.039"(0.5mm)
P	.200"(5.0mm)
Material	Brass
Finish	Tin/Lead

Product Specifications

• PCB Thickness: 1.6 ± 0.1mm - 0.062" ± 0.004"

Consult factory for board layout information.

Terminals



Part Number	00339-21
W	.217"(5.5mm)
w	—
H	.315"(8.0mm)
T	.020"(0.5mm)
P	.200"(5.0mm)
Material	Brass
Finish	Tin

Part Number	00340-21
W	.118"(3.0mm)
w	.106"(2.7mm)
H	.209"(5.3mm)
T	.020"(0.5mm)
P	.200"(5mm)
Material	Brass
Finish	Tin

Part Number	00341-21
W	.079"(2.0mm)
w	.067"(1.7mm)
H	.118"(3.0mm)
T	.020"(0.5mm)
P	.200"(5.0mm)
Material	Brass
Finish	Tin

Part Number	00511-51
W	.787"(20.0mm)
w	—
H	.699"(17.0mm)
T	.020"(0.5mm)
P	.100"(2.5mm)
Material	Brass
Finish	Pre-Tin/Lead

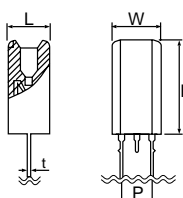
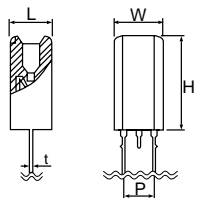
Part Number	00512-51
W	.315" (8.0mm)
w	—
H	.787" (20.0mm)
T	.020" (0.5mm)
P	.100" (2.5mm)
Material	Brass
Finish	Pre-Tin /Lead

Product Specifications

• PCB Thickness: 1.6 ± 0.1mm - 0.062" ± 0.004"

Consult factory for board layout information.

One Touch Wire Connectors



Part Number	00569-42 (No wire release)
L	.260" (6.6mm)
W	.315" (8.0mm)
H	.610" (15.5mm)
T	.016" (0.4mm)
P	.200" (5.0mm)
Material	Brass - PBT G 30% Black UL94V-0
Finish	Tin/Lead

Part Number	00650-51 (Wire release)
L	.260" (6.6mm)
W	.315" (8.0mm)
H	.492" (12.5mm)
T	.016" (0.4mm)
P	.200" (5.0mm)
Material	Brass - PBT G 30% Black UL94V-0
Finish	Tin/Lead

Product Specifications

• Rated current 250 V 10 AMPS

Consult factory for board layout information. • Mating wire: Solid 20 AWG (dia. 8mm)

• PCB Thickness: 1.6 ± 0.1mm - 0.062" ± 0.004"

• Insertion force 30N max., pull out force 50N